

Incandescent look

# GT1™ LED Arrow Signals

12 inch Red, Yellow, Green

## Excellent Appearance & Visibility

- Efficient optical design allows omnidirectional arrow placement with maximum light output and expanded view
- Expanded view for fixed and span wire applications meets new ITE requirement
- Excellent color uniformity creates an incandescent look for easy readability
- Improved luminous intensity uniformity exceeds new ITE requirement
- New or retrofit use

## Outstanding Reliability & Robust Operation

- High efficiency and high-brightness LED light source
- Improved failed state impedance protection detects the loss of LED load
- Optimized thermal management for longer life
- O-ring gasket and over-molded electrical connector provide increased moisture and dust protection
- Provides performance under extreme field temperature conditions

## Meets Rigorous Certification & Testing Standards

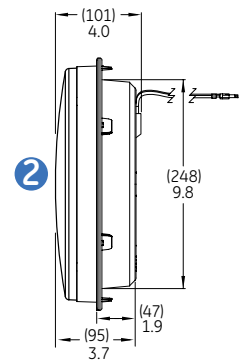
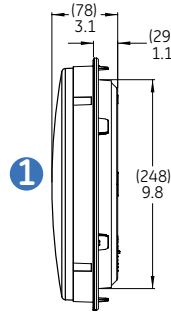
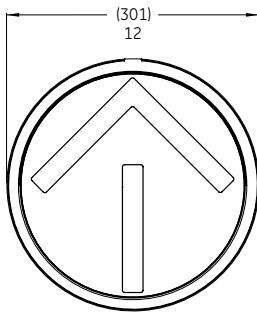
- Intertek ETL Verified compliant
- EPACT 2005 compliant
- CSA approved
- Using MIL-STD-810F for environmental robustness, passed reliability and qualification testing including high temperature, high humidity cycling
- Meets Caltrans standards
- Compliant with the new ITE VTCSH LED Vehicle Arrow Traffic Signal Supplement dated July 1, 2007



# GT1™ LED Arrow Signals

- 12 inch module

## Mechanical Outline Dimensions in inches. (mm) indicates metric equivalent



## Design Compliance

Test type	Compliance
Luminous Intensity	A: ITE VTCSH-LED Vehicle Arrow Traffic Signal Supplement, July 2007 B: Caltrans
Chromaticity	ITE VTCSH-LED Vehicle Arrow Traffic Signal Supplement, July 2007
Moisture Resistance	NEMA STD 250 Type 4 – 1991 Blown Wind Rain MIL-STD-810F method 506.4
Mechanical Vibration	MIL-STD-883 Method 2007
Electronic Noise	FCC Title 47 Sub. B Sec.15 <sup>1</sup>
Transient Voltage Protection	Sec. 2.1.6 NEMA TS2-2003, 300V, 2500W Sec. 2.1.6 NEMA TS2-2003, 600V, 10µF Sec. 2.1.8 NEMA TS2-2003
Controller Compatibility	ITE VTCSH-LED Vehicle Arrow Traffic Signal Supplement, July 2007
Wiring	NFPA 70, National Electric Code
Transient Suppression	Sec. 8.2 IEC 1000-4-5 & Sec. 6.1.2 ANSI/IEEE C62.41.2 - 2002, 3KV, 2Ω Sec. 8.0 IEC 1000-4-12 & Sec. 6.1.1 ANSI/IEEE C62.41.2 - 2002, 6KV, 30Ω

## Operating Specifications

Parameter	Rating
Operating Temperature Range*	-40 to +74°C (-40 to +165°F)
Operating Voltage Range	80 to 135 V (60Hz AC)
Power Factor (PF)	> 90 %
Total Harmonic Distortion (THD)	< 20 %
Voltage Turn-Off (VTO)	35 V
Turn-On / Turn-Off Time	< 75msec
Lens & Shell Material	UV Stabilized Polycarbonate
Wiring	16 AWG, Color Coded with Strain Relief

\* Performed in compliance with ITE test method described in the technical notes  
<sup>1</sup> Class A

Distributed by:

## Product Information

Model Number	Size (in)	AC Voltage Nominal	Power (W) Nominal	Wavelength (nm) Dominant	Maintained Intensity (Cd) Minimum	Luminous Intensity Spec	Mechanical Outline
DR6-RTAAN-17A	12	120V – 60Hz	5	626	58	A & B	1
DR6-YTAAN-17A*	12	120V – 60Hz	9	589	146	A & B	1
DR6-YTAAN-17A-YX	12	120V – 60Hz	6	589	146	A	2
DR6-GTAAN-17A	12	120V – 60Hz	5	500	176	A & B	1
DR6-GCAAN-17A	12	120V – 60Hz	5	500	176	A & B	1

Standard product equipped with universal connectors (spade-quick disconnect).  
All lamps available in tinted or clear lens.

\* Luminous intensity measured at  $T_a = 25^\circ\text{C}$  for yellow (these models are not Intertek ETL Verified compliant).



6180 Halle Drive • Valley View, Ohio, 44125-4635, USA  
P: 216.606.6612 • F: 216.606.6599 • W: www.led.com • E: signals@led.com

Lumination, LLC is a subsidiary of the General Electric Company. GT1 is a trademark of Lumination, LLC. The GE brand and logo are trademarks of the General Electric Company.  
© 2008 Lumination, LLC. Information provided is subject to change without notice. All values are design or typical values when measured under laboratory conditions.

TRAF064-R032108