


Traffic Signaling Products

SRA-6LC Series Vehicle Loop Detector

The **SRA6LC Series** are three terminal devices, two of which are connected across the signal inputs of the detector for differential mode protection, and the third is grounded to protect against common mode damage. This unit addresses over voltage transients on both Common and Differential modes with state-of-the-art silicon breakover devices. The **SRA6LC Series** is intended for all popular makes of loop detectors presently on the market.

Keeping
You
Connected!



**NEED HELP?
Call 1-800-648-4076**

1805 N.E. 19th Avenue
P.O. Box 1778
Ocala, Florida 34478

(352) 732-3029
FAX (352) 867-1237

Sales: 1-800-648-4076


E-mail us at:
edco@edcosurge.com

Internet:
<http://www.edcosurge.com>



SPECIFICATIONS

Peak Surge Current:	
8x20µs (Differential Mode)	400 Amps
8x20µs (Common Mode)	1000 Amps
Life Expectancy (Occurrences):	
8x20µs (200A)	500 (Typ)
10x700µs (100A)	100 (Typ)t
Response Time	< 5 ns
Input Capacitance	35pf
Clamping Voltage (After Breakover)	< 25V
Breakover Voltage	150V (typ.)
Operating Temperature	-40°C to +85°C
Weight	3 oz.
Dimensions:	
SRA6LC	1.2" Square cube
SRA6LC W/LEADS	1.2" Square cube
Mounting:	
SRA6LCA-716	7/16" Terminal Strip Spacing
SRA6LCA-916	9/16" Terminal Strip Spacing
SRA6LCB	9/16" Terminal Strip Spacing
SRA6LCBLL	9/16" Terminal Strip Spacing




Traffic Signaling Products

SRA-6LC Series Vehicle Loop Detector

FEATURES
• Lightning Protection for Vehicle Loop Detectors
• Solid State Protection
• Differential Protection
• Common-Mode Protection
• Automatic Recovery
• Fast Response Time
• Compatible with Digital Detectors
• Epoxy Encapsulated
• Years of Dependable Service
• Easily Installs

ORDERING INFO	
SRA6LC	Cube, 2 leads + stud
SRA6LC W/LEADS	Cube, 3 leads/no stud
SRA6LCA-716	3 Spaded Term. Block 7/16 Spacing
SRA6LCA-916	3 Spaded Term. Block 9/16 Spacing
SRA6LCB	2 Spaded Term. Block w/ 3.5" Gnd Wire
SRA6LCBLL	2 Spaded Term. Block w/ 11" Gnd Wire

Keeping
You
Connected!



NEED HELP?
Call 1-800-648-4076

1805 N.E. 19th Avenue
P.O. Box 1778
Ocala, Florida 34478

(352) 732-3029
FAX (352) 867-1237

Sales: 1-800-648-4076

E-mail us at:
edco@edcosurge.com

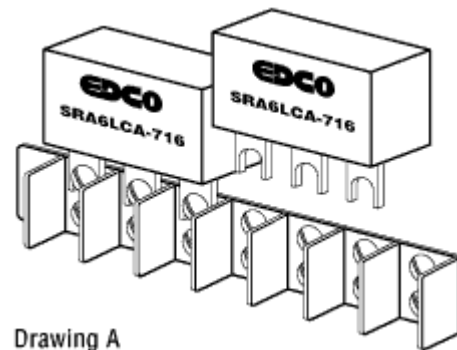
Internet:
<http://www.edcosurge.com>



INSTALLATION

General: Units are installed as close as practical to the point where the detector loop wires enter the controller cabinet. Connect one of the leads to each loop. The common (either the bolt, green wire or center clip) connection must be connected to earth ground. Best performance is obtained by: (1) shortening the leads as much as possible, and (2) providing the lowest impedance to ground.

The **SRA6LCA** slips under the equipment-side screws of the terminal strip. The protector ground is the center spade of the 3 spade terminations. The terminal strip must jumper this corresponding position to ground. Protectors can be mounted consecutively along the terminal strip. One **SRA6LCA** is used on each loop detector circuit to be protected.



The **SRA6LCB** slips under the equipment-side screws of the terminal strip. The protector ground wire must be bonded in a short, direct manner to the cabinet power ground. Protectors can be mounted consecutively along the terminal strip. One **SRA6LCB** is used on each loop detector circuit to be protected.

The **SRA6LC** has mounting brackets available for installing multiple units in the controller cabinet. The brackets are capable of mounting four or eight devices in-line. One **SRA6LC** is used on each loop detector circuit to be protected.

CAUTION: Installation and service should be performed by qualified technicians or service personnel.